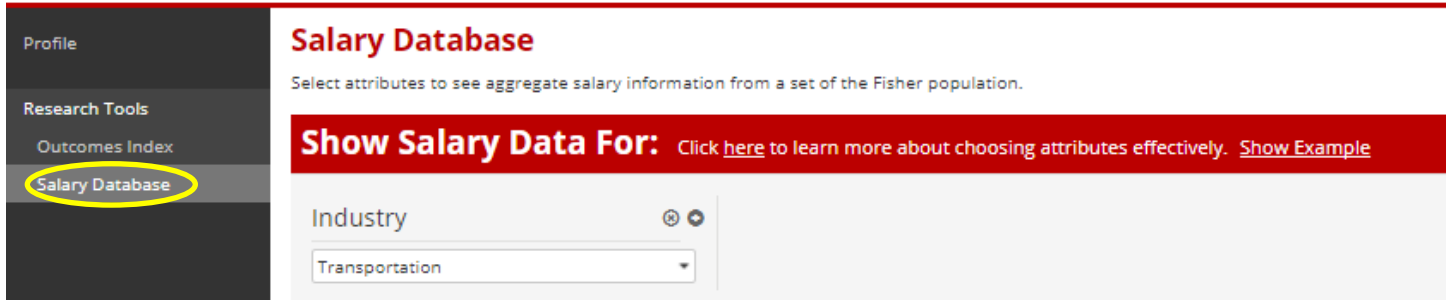


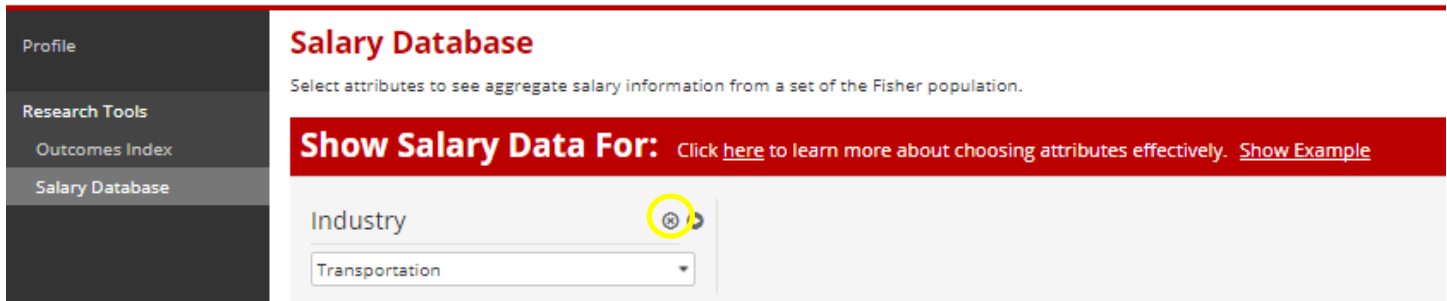
## Question: How do I find the average salary/top hiring companies for my major?

1. Login to Career Tracker by going to the following link and selecting BSBA:  
<https://fisher.osu.edu/careers-recruiting/students/career-tracker>

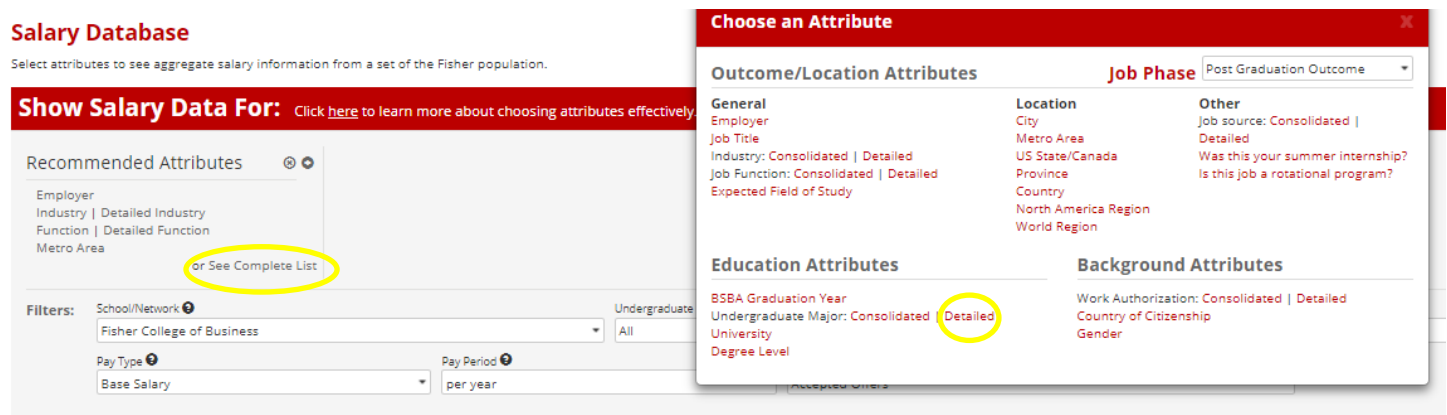
1. Click on “Research Tools” and “Salary Database”



2. Next to Industry, click on the “x”



3. Click on “See Complete List” and then click on “Detailed” under the Education Attributes – Undergraduate Major



4. Select your major from the dropdown box and click “Get Results.” You can also specify a graduation year.

## Salary Database

Select attributes to see aggregate salary information from a set of the Fisher population.

**Show Salary Data For:** [Click here to learn more about choosing attributes effectively.](#) [Show Example](#) Clear All

Undergraduate Major

Logistics Management

Filters:

School/Network

Fisher College of Business

Undergraduate Major

All

Degree Level

All

Job Phase

Post Graduation Outcome

Graduation Year

All

Pay Type

Base Salary

Pay Period

per year

Offer Status

Accepted Offers

Q Get Results

5. The salary data and top hiring companies for your major will be displayed. For example, you will see that Amazon hired 43 students between 2011-2018 and the average salary was \$51,675.

Years	Max	Average	Median	Min	Offers <sup>2</sup>
2011 - 2018	\$80,000	\$51,675	\$52,000	\$20,000	584

Base Salary Data By Graduation Year (per year)					
Year	Max	Average	Median	Min	Offers <sup>2</sup>
2018	\$75,000	\$53,819	\$53,000	\$29,120	73
2017	\$80,000	\$51,529	\$52,000	\$24,960	86
2016	\$75,000	\$53,554	\$55,000	\$33,280	60
2015	\$75,000	\$51,040	\$53,000	\$30,000	72
2014	\$65,000	\$50,684	\$53,000	\$20,000	65
2013	\$75,000	\$54,111	\$50,500	\$33,000	37
2012	\$67,000	\$51,750	\$52,000	\$35,000	87
2011	\$70,000	\$49,286	\$50,000	\$25,000	104

## Job Details

Employer	Job Title	Function	Industry	Location	Display: Top 10
Amazon	Add Filter				
					43
Abercrombie & Fitch	Add Filter				
					18